

Features

- Brass construction.
- Brass valve bodies.
- Quarter-turn washerless ceramic disc valves.
- For 8" (203 mm) centers.
- Matching finish sidespray.
- 8-5/8" (219 mm) spout reach.
- Rotating spout.
- Lever handles.
- Lower flow aerator options are available (refer to the Kohler Price Book).
- 2.2 gal/min (8.3 l/min) maximum flow rate [max at 60 psi (4.14 bar)].

Optional Accessories

9637
9657
77619
1011402



ADA CSA B651 OBC

Codes/Standards



ASME A112.18.1/CSA B125.1
NSF 61
NSF 372
DOE - Energy Policy Act 1992
ADA
ICC/ANSI A117.1
CSA B651
OBC
All applicable US Federal and State material regulations

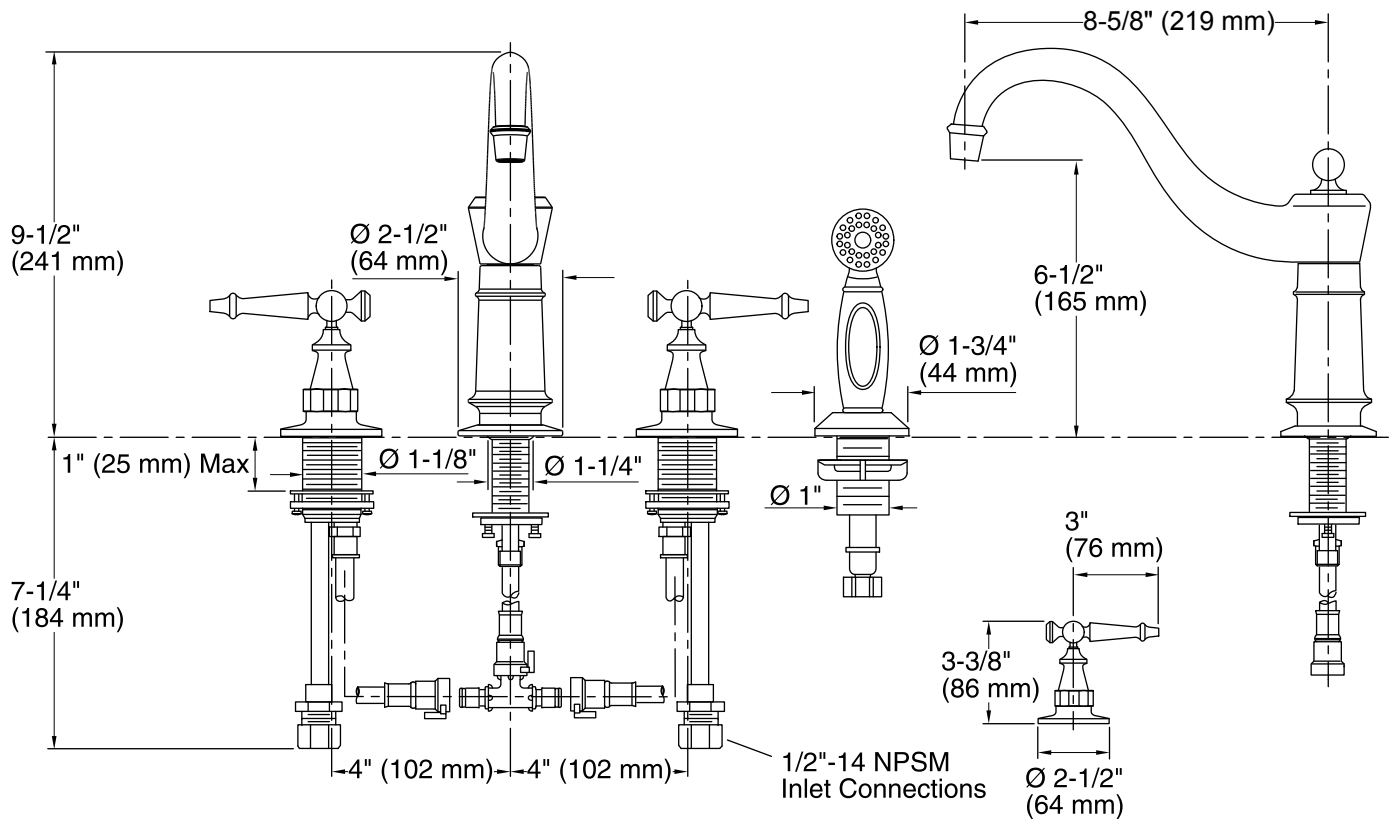
KOHLER® Faucet Lifetime Limited Warranty

See website for detailed warranty information.

Available Color/Finishes

Color tiles intended for reference only.

Color	Code	Description
	CP	Polished Chrome
	BN	Vibrant® Brushed Nickel



Technical Information

All product dimensions are nominal.

Spout reach: 8-5/8" (219 mm)

Faucet:

Flow rate: 2.2 gal/min (8.3 l/min)

Pressure: 60 psi (4.1 bar)

Notes

Install this product according to the installation guide.

ADA, OBC, CSA B651 compliant when installed to the specific requirements of these regulations.