



# Napa™

## Under-mount Bar Sink

### K-5848-2U

#### Features

- 21-inch minimum base cabinet width.
- KOHLER cast iron.
- Under-mount.
- Single bowl.
- Two oversized faucet holes.
- 15-3/4" (400 mm) x 17-3/8" (441 mm)

#### Optional Accessories

K-3294 Cutting Board  
K-8801 Sink Strainer

#### Components

Additional included component/s: Cut-out template.



ADA

#### Codes/Standards














ASME A112.19.1/CSA B45.2  
ADA  
ICC/ANSI A117.1

#### KOHLER® Enameled Cast Iron Kitchen Sink - Lifetime Limited Warranty

See website for detailed warranty information.

#### Available Color/Finishes

*Color tiles intended for reference only.*

Color	Code	Description
	0	White
	FF	Sea Salt™
	96	Biscuit
	47	Almond
	FD	Cane Sugar™
	NY	Dune
	95	Ice™ Grey
	G9	Sandbar
	33	Mexican Sand™
	K4	Cashmere
	FT	Basalt
	58	Thunder™ Grey
	20	Suede
	KA	Black 'n Tan
	FP	Caviar
	7	Black Black™

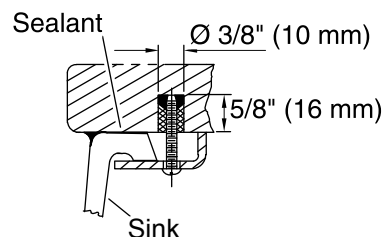
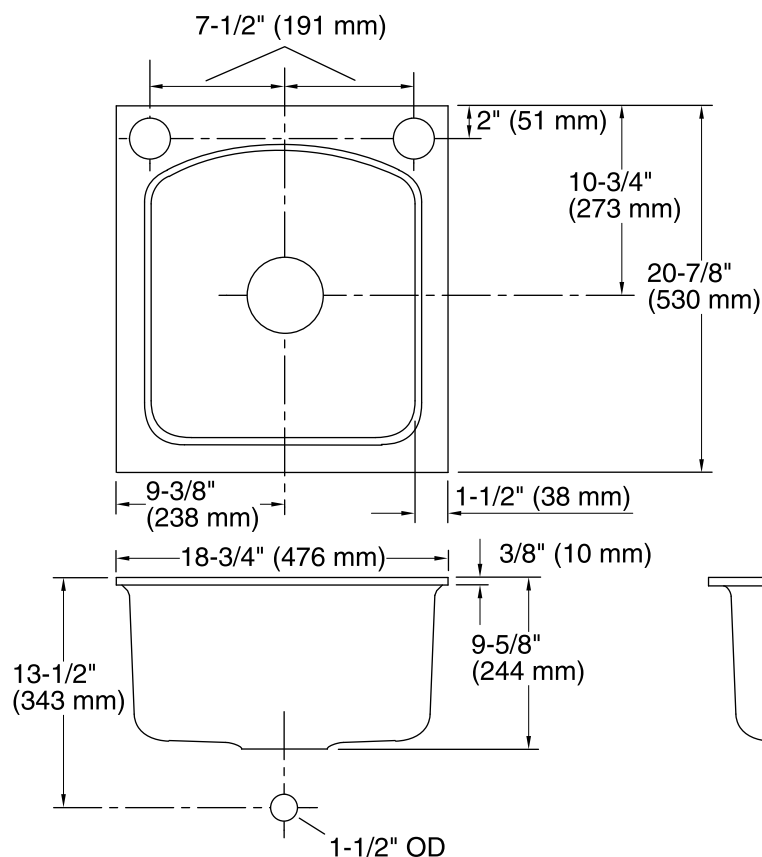
USA/Canada: 1-800-4KOHLER (1-800-456-4537)

Kohler Co. reserves the right to make revisions without notice to product specifications.

For the most current Specification Sheet, go to [www.kohler.com](http://www.kohler.com).

7-21-2015 03:52

THE BOLD LOOK  
OF **KOHLER**®



**Solid-Surface  
Installation**

## Technical Information

All product dimensions are nominal.

Bowl configuration: Single

Installation: Under-mount

Bowl area  
Length: 16" (406 mm)  
Width: 17" (432 mm)  
Bowl depth: 9" (229 mm)

Number of deck holes: 2

Faucet hole(s): 2-3/8" (60 mm)

Drain hole: 3-7/8" (98 mm)

Template: Under-mount, 114713-7, required, included

## Notes

Install this product according to the installation guide.

Supplied basin clamp assemblies require 1" (25 mm) minimum countertop thickness. Installer must supply hardware for thinner countertops.

For multiple bowl under-mount installations, a minimum distance of 3-3/8" (86 mm) is required between bowls. Countertop supplier to determine required support.

ADA compliant when installed to the specific requirements of these regulations.