

Features

- Metal construction.
- Brass valve bodies.
- Quarter-turn washerless ceramic disc valves.
- Handles are ADA compliant.
- For 8" (203 mm) or 16" (406 mm) centers.

Required Accessories

K-72758 Widespread Bathroom Sink Spout
or
K-72759 Widespread Bathroom Sink Spout
or
K-72760 Widespread Bathroom Sink Spout



ADA

Codes/Standards






ASME A112.18.1/CSA B125.1
NSF 61/9
ADA
ICC/ANSI A117.1
All applicable US Federal and State material regulations

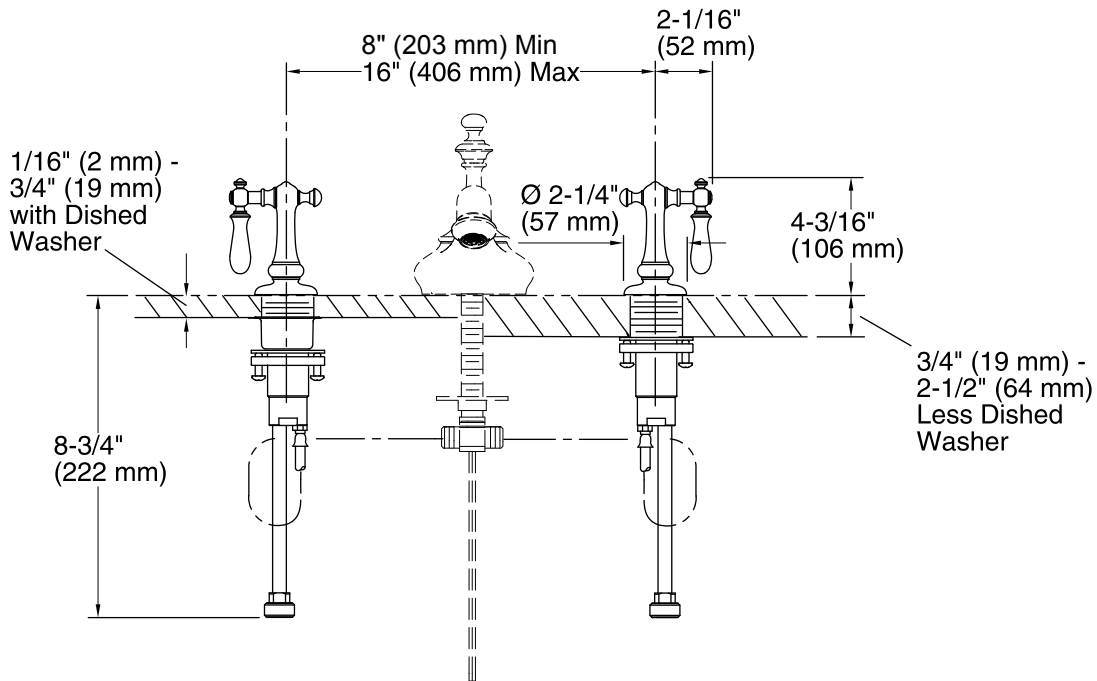
KOHLER® Faucet Lifetime Limited Warranty

See website for detailed warranty information.

Available Color/Finishes

Color tiles intended for reference only.

Color	Code	Description
	CP	Polished Chrome
	SN	Vibrant® Polished Nickel
	BN	Vibrant® Brushed Nickel
	BV	Vibrant® Brushed Bronze
	2BZ	Oil-Rubbed Bronze
	VNT	



Technical Information

All product dimensions are nominal.

Notes

Install this product according to the installation guide.

ADA compliant when installed to the specific requirements of these regulations.